



ice line

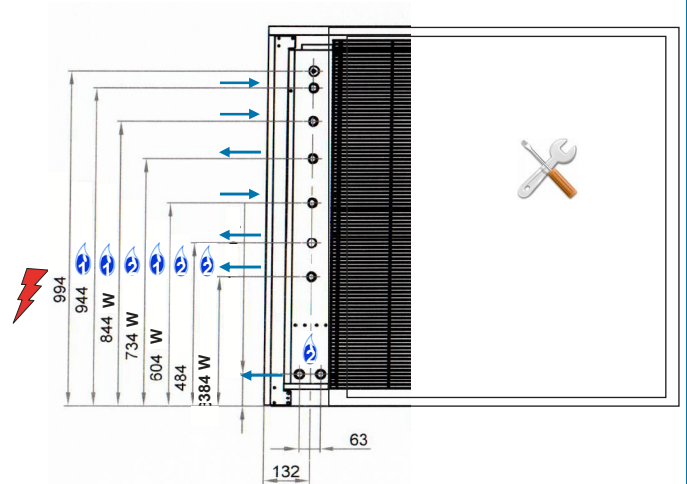
MIGEL



KFP 2500

FABBRICATORI DI GHIACCIO GRANULARE PRESSATO
MACHINES À GLACE EN GRAINS PRESSÉE
ICE FLAKE MACHINES - PRESSED ICE FLAKES
FABRICADORES DE HIELO GRANULAR PRENSADO
EISFLOCKENBEREITER GEPRESSTE EISFLOCKEN

SERIE **KFP** 85 145 200 300 600 1200 2500

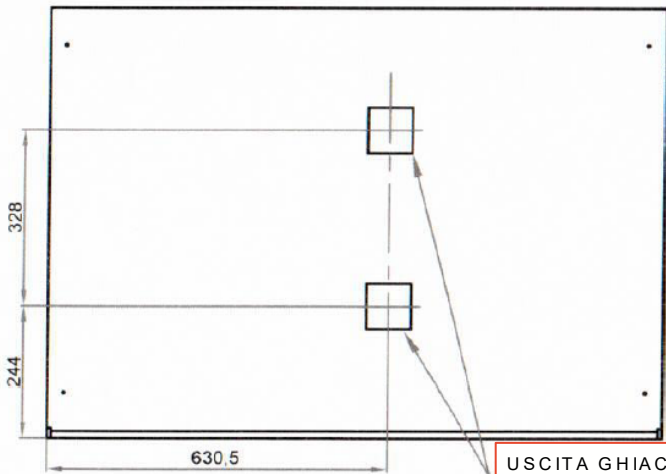


USCITA GHIACCIO
SORTIE GLACE
ICE EXIT
SALIDA DE HIELO
EISAUSGANG



Water **Stainless steel AISI 304**

L=1800 mm		
ø 3/4"		
ø 3/4"		
130÷140 mm		



VISTA DALL'ALTO



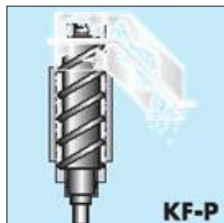
USCITA GHIACCIO
SORTIE GLACE
ICE EXIT
SALIDA DE HIELO
EISAUSGANG


Kg / 24h - Air

	38°	930	32°	
	32°	1250	21°	
	21°	1530	15°	
	10°	1700	10°	

Kg / 24h - Water

	38°	1280	32°	
	32°	1480	21°	
	21°	1590	15°	
	10°	1720	10°	





Stainless steel AISI 304



Air



Water

KFP 2500

FABBRICATORI DI GHIACCIO GRANULARE PRESSATO
 MACHINES À GLACE EN GRAINS PRESSÉE
 ICE FLAKE MACHINES - PRESSED ICE FLAKES
 FABRICADORES DE HIELO GRANULAR PRENSADO
 EISFLOCKENBEREITER GEPRESSTE EISFLOCKEN

Dati tecnici – Caractéristiques techniques – Technical specifications – Datos técnicos – Technische Daten

Prod.Kg/24h +10°C - Prod.Lb/24h +10°C		1700-3740
Prod.Kg/24h +10°C - Prod.Lb/24h +10°C		1720-3870
Larghezza/Largeur/Width/Anchura/Breite	mm	1200
Profondità/Profondeur/Depth/Profundidad/Tiefe	mm	800
Altezza/Hauteur/Height/Altura/Höhe	mm	1126
Peso netto/Poids net/Net weight/Peso neto/Nettogewicht	Kg	295
Peso lordo/Poids brut/Gross weight/Peso bruto/Bruttogewicht	Kg	318
Vol. imballo/Vol.embal/Vol.(packed)/Volumen con embalaje/Verpackungsvolumen	m ³	1,40
Alimentazione/Voltage/Voltaje/Anschlusspannung	V/Hz/ph	400/50/3
Compressore/Compresseur/Compressor/Compresor/Kompressor	HP	3x2
Compressore/Compresseur/Compressor/Compresor/Kompressor (T evap.= -15°C)	W	3100x2
Watt - Totale/Total/Total/Total/Gesaint (T = +43°C)	W	3600x2
Calorie/Calorie/Calorie/Caloria/Kalorie cond.	Kcal / h	4970x2
Ampère - Totale/Total/Total/Total/Gesamt	A	5,5x2
Fusibile/Fusible/Recommended fuse/Fusible/Netzsicberung	A	3X15
Refrigerante/Réfrigerant/Cooling gas/Refrigerante/Kühlmittel	R	404A
Carica/Charge/Fill/Carga/Füllmenge	Kg	1,200x2
eq. CO ₂	Kg	4707x2
GWP		3922
Carica/Charge/Fill/Carga/Füllmenge	Kg	0,700x2
eq. CO ₂	Kg	2746x2
GWP		3922
Entrata acqua/Entrée eau/Water inlet/Entrada agua/Wasseranschluß	Ø	3/4"
Scarico acqua/Vidange eau/Water outlet/Desague/Wasserabfluß	Ø	3/4"
Acqua/Eau/Water/Agua/Wasser - lt / h 21°C / 15°C		72-234
Pressione acqua/Pression eau/Water pressure/Presión agua/Wasserdruck - bar	min / max	1 - 6
Temp.ambiente/Temp.ambient/Ambient temp./Temp.ambiente/Rammtemperatur - °C	min / max	10 - 40
Temp. acqua/Temp. eau/Water temp./Temp. agua/Wassertemperatur - °C	min / max	5 - 35